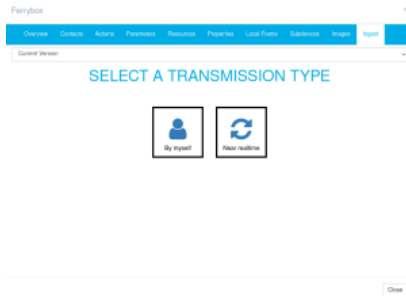


Ingest Tab



By myself aka ingest.awi.de

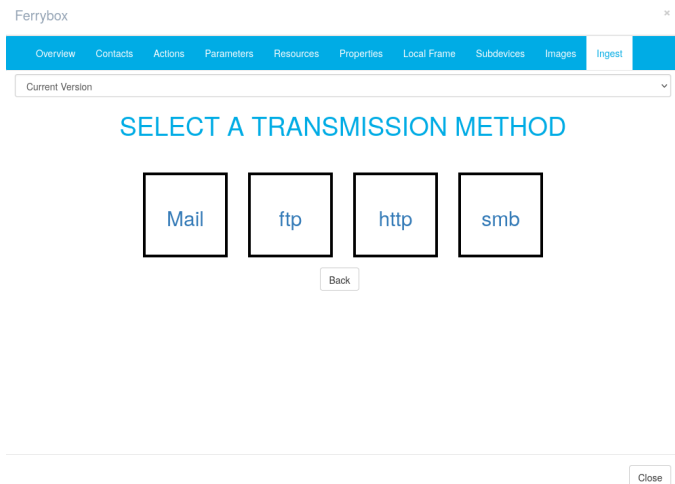
Especially when you would like to submit one-time only data (e.g. missing data from a campaign, faulty re-processed data, etc.) we offer a way to do so without further stress. If you would like to submit data for archival only go ahead without further restrictions. If you would also like to have your data available via dashboard.awi.de/data/, currently only data submission in [NRT data format](#) is supported.

Go to ingest.awi.de, go to "Go to submission" (log in using your sensor.awi.de credentials and you are offered a file structure (a tree of folders) that is derived from the items where you are allowed to write to (as in you are the editor!). Search for the folder of your item. Go to data -> Year -> Month -> Day (if available) and drag and drop your data there. If no folders of Year, Month, Day is available you are requested to give i) an event label (e.g. PS130/2_35-1 -- took place 2022-05-24T00:49:11 so that ../data/2022/05/24 would be created), or ii) a date range (see figure) when you just drop files or a folder to the file structure.

After pressing "Upload files", guess what, the files are uploaded. Furthermore a support ticket is generated so that you can keep track of the progress of your data.

Near real-time aka steady data stream with automated data ingest

By clicking "Near real-time" the following dialogue offers the protocol of choice.



All field names have an infotext available that appears when the mouse is hovered over. Please use it. ;)

No matter which protocol is used in the further steps **there must be a file available to be tested!** That means

- (at least) one mail must have been sent meeting the specified requirements.
- (at least) one file is placed at a SMB share.
- (at least) one file must be stored on a FTP server.
- (at least) one file is available via HTTP access.

Whatever protocol is chosen, the last two entries are always the same.

Interval: either minutes or hours specified by an integer.

Dashboard Driver: choose one of the following

Driver Title	Description
None (No Dashboard Download)	No Conversion, no database import, data is downloaded only
Underway (DAM vessels)	Converts underway telegrams from DAM vessels to NRT RAW format
SBE38 (Seabird Temperature Probe)	Converts SBE38 (Seabird temperature sensor) files (from Philipp Fischer) to NRT RAW format
Ferrybox (4H-Jena)	Converts Ferrybox (by 4H-Jena) data to NRT RAW format
DSHIP V3 Mails	Converts WERUM DSHIP V3 mails to NRT RAW format
Thermisterbuoy SIMBA 5mV7 (Meereisportal)	Converts SIMBA format to NRT RAW format
CTD Sea&Sun Techn.	Converts CTD Sea&Sun Techn. (STA) files to NRT RAW format
DSHIP V2 Mails	Converts WERUM DSHIP V2 mails to NRT RAW format (only needed for Neumayer III station with DSHIPv2)
Calib MetOcean (Meereisportal)	Converts MetOcean format to NRT RAW format
Snowbuoy Metocean (Meereisportal)	Converts Metocean format to NRT RAW format

A little course on File naming Pattern

We offer some easy to use placeholder for date expressions (see table) which also have implications for the estimate age of the files (because the file check is run for the last 30 days solely).

Placeholder	Description	Example
%YEAR% / %YEAR4%	four digit year pattern (YYYY)	2022
%YEAR2%	(last) two digit year pattern (YY)	22
%MONTH%	two digit month pattern (MM)	04
%DAY%	two digit day pattern (DD)	01

Furthermore any number from 0 to 9 can be met by [0-9] with a quantifier in curly braces, e.g. {3}. The same applies to characters (and as any operating to be taken seriously), while there is a difference between uppercase and lowercase. [A-Z] is any uppercase string, [a-z] stands for any lowercase string, and [a-zA-Z] implies a sequence of lower- or uppercase letters. Quantifiers apply here too.

Thus a three digit number is hit by [0-9]{3}. {3} would be three or less (<100), {3,} three or more (>=100), [0-9]{2,3} would be any number between ten (10) and 999.

In addition, [a-z]{4} is a four letter lowercase string.

Asterisks (*) are not allowed.

For more background on regex have a look on pages as regex101.com/, cs.lmu.edu/~ray/notes/regex/, or tldp.org/LDP/abs/html/x17129.html.

Example: a file is named `SVL_20221013_103003_ADCP-68636.nrt`, hence

- ``_`` is the separator,
- ``SVL`` indicates the station,
- ``20221013`` represents the eight digits date string,
- ``103003`` is the six digits time string,
- ``ADCP-68636`` is the name of the item including serial number,
- ``.nrt`` is the suffix spaces.awi.de/x/OBOVEg

We could meet the name representation by several regex

Regex	Comment
<code>SVL_%YEAR4%%MONTH%%DAY%_[0-9]{6}_ADCP-68636.nrt</code>	supposed to be normal call
<code>SVL_[0-9]{2}%YEAR2%%MONTH%%DAY%_[0-9]{6}_ADCP-68636.nrt</code>	normal
<code>SVL_%YEAR4%[0-9]{2}%DAY%_[0-9]{6}_ADCP-68636.nrt</code>	normal too
<code>SVL_[0-9]{8}_[0-9]{6}_ADCP-68636.nrt</code>	no proper date check, but okay
<code>SVL_%YEAR4%0[0-9]{1}%DAY%_[0-9]{6}_ADCP-68636.nrt</code>	only data from January to September
<code>SVL_%YEAR4%1[0-1]{1}%DAY%_[0-9]{6}_ADCP-68636.nrt</code>	only data from October or November
<code>SVL_%YEAR4%%MONTH%%DAY%_[0-9]{6}_ADCP-[A-Z]{,5}.nrt</code>	ADCP, any serial number with five or lesser digits

Various protocols

Mail

Sender address: Who is the sender of this email.

Subject contains: The subject or parts of the subject to match

Save attachments: is the data contained in the attachment, if so, check box, otherwise leave blank (the preferred way)

Save mail body as text: is the data part of the mail body, if so, check box, otherwise leave blank (predominantly applies to buoys)

digital thermometer 19650310

Overview Contacts Actions Parameters Resources Properties Local Frame Subdevices Images Ingest

Current Version

PROPERTIES

If you need help contact: ota-support@awi.de

mail properties

Sender address:

Subject contains:

☒ Save attachments ☐ Save mail body as text

Interval: Hours

Dashboard Driver:

Test Results

Last test performed on 2022-10-13 07:11:49

Connection Test:
Status: OK
Connection established successfully.

Data Check:
Status: OK
The data check was successful. But no data/match was found.
0 File/s for the last 30 days found

Data Download Test:

Back Update Continue

Close

SMB

Server address: When the data is located on the isilon, the server address is `smb.isibhv.dmawi.de`, otherwise use the address if your dedicated server.

Port: Standard port is 445. Use a different one only if applicable.

Username: This is the name of the account with access to the share. Please avoid personal accounts and use functional accounts instead.

Password: The corresponding password to the above mentioned account.

Shared folder name: This is the name of the share itself.

Remote directory: This is the name of the folder that contains data to be ingested. It usually starts with "/"

File naming Pattern: see above

digital thermometer 19650310

Overview Contacts Actions Parameters Resources Properties Local Frame Subdevices Images Ingest

Current Version

PROPERTIES

If you need help contact: ota-support@awi.de

smb properties

Server address:

Port:

Username:

Password:

Shared folder name:

Remote directory:

File naming Pattern:

Interval: Hours

Dashboard Driver:

Test Results

Last test performed on 2022-10-13 07:11:49

Connection Test:
Status: OK
Connection established successfully.

Data Check:
Status: OK
The data check was successful. But no data/match was found.
0 File/s for the last 30 days found

Data Download Test:
Status: OK
The data download was successful.

Back Update Continue

Close

FTP

Server address: normal ftp address, standard AWI FTP is <ftp.awi.de>
Protocol: Choose [FTP](#), [SFTP](#), or [FTPS](#), while SFTP is the preferred choice.
Port: Use the port matching to the protocol.
Username: This is the name of the account with access to the ftp. Please avoid personal accounts and use functional accounts instead.
Password: The correspondig password to the above mentioned account.
Remote directory: The path to the data starting with "/"


HTTP

tbc

Finalize your ingest

You can click "continue" when all tests to the right-hand side are passed. That includes

- connection can be established (SMB/FTP/HTTP),
- data is available with the given naming pattern,
- data can be downloaded,
- the file(s) contains data that can be read by the chosen driver.

 As of 2022-10-13 there is a glitch in the protocol. To go on, please uncheck and check again the box "Dashboard".

If so (when all tests passed and the file head looks as expected), the user is shown the path where on isilon the data is stored (hint: the `%URNPATh%` is the complete urn of your item with the colons `:` substituted by slashes `/`). Additionally the ingested parameters can be mapped to meet the parameters defined in sensor.awi.de (see figure). **Remark:** Only the parameter long names are shown. Unused parameters are skipped for dashboard downloading.

digital thermometer 19650310

Overview Contacts Actions Parameters Resources Properties Local Frame Subdevices Images Ingest

Current Version

DATA ACCESS

☒ Isilon data download

Isilon Description Tooltip

Download location:
/isibhv/platforms/%URNPATh%/data/%YEAR4%/%MONTH%/%DAY%

☒ Dashboard

This field is only activated if you selected one of the drivers in the previous step. If you ticked just 'None (No Dashboard Download)' in the drivers section this field cannot be altered.
If active, you can set the mapping of your to-be ingested parameters to fit the parameter entries in sensor.awi.de.

Parameter Mapping

Ingest Parameter	Sensor Parameter
station:svluwobs:svluw2:adcp_awi_68636:depth_o	loooong name
station:svluwobs:svluw2:adcp_awi_68636:heading	Not used
station:svluwobs:svluw2:adcp_awi_68636:pitch [de	Not used
station:svluwobs:svluw2:adcp_awi_68636:roll [deg	Not used
station:svluwobs:svluw2:adcp_awi_68636:salinity [Not used
station:svluwobs:svluw2:adcp_awi_68636:water_te	Temperature in Degree
station:svluwobs:svluw2:adcp_awi_68636:nr_beam	Not used
station:svluwobs:svluw2:adcp_awi_68636:nr_cells	Not used
station:svluwobs:svluw2:adcp_awi_68636:pings_p	Not used
station:svluwobs:svluw2:adcp_awi_68636:depth_o	Not used

If everything is set and done the request needs to be submitted. If done, a support ticket at AWI helpdesk is generated i) to get the data managers moving, and ii) to keep track of the process for you.

If you just push "Done" the recipe is stored (for later usage), but cannot not yet be used. It needs to be approved before using.

- Overview
- Contacts
- Actions
- Parameters
- Resources
- Properties
- Local Frame
- Subdevices
- Images
- Ingest

Current Version ▼

FINISH

Your recipe creation was successful and will need to approval before it can be enabled.
The approval process may take a couple of days. You will get informed via e-mail if your recipe was approved.

Request approval

Done

Close