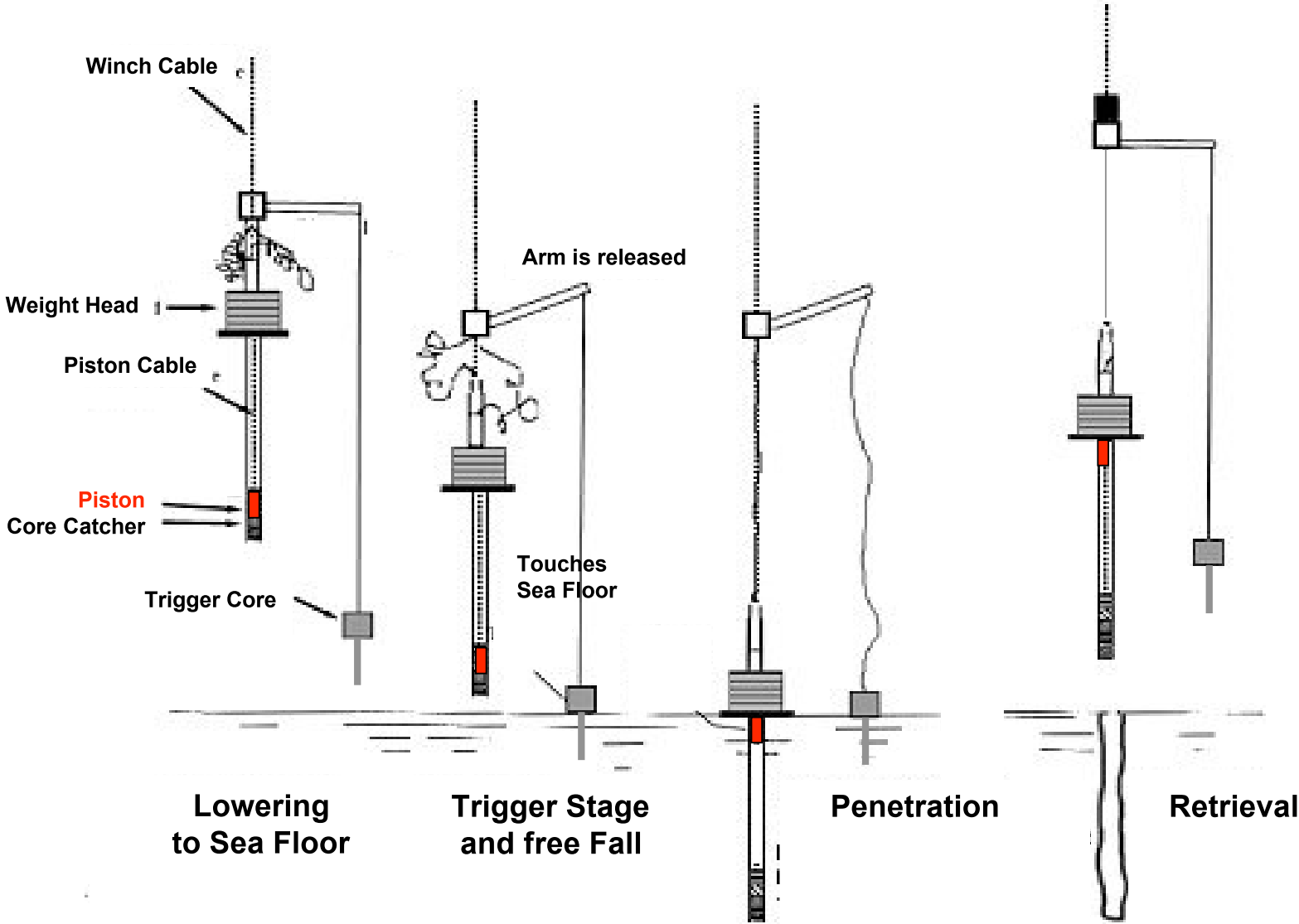


Piston Corer (25 m)

- Core Tubes
 - One 1-m piece at bottom
 - Four 5-m pieces
 - One 4-m piece below weight unit
- Weight unit
- Trigger arm for pilot corer

Recovery of Sediment Cores with a Piston Corer





**Core frame with
steel-core tubes,
105 mm in diameter
(lengths: 4 m, 5 m, 1 m)**




**The four-metre tube
being installed at the
lower weight unit**





**Connection piece
to weight unit
at top of uppermost
core tube**




Fitting of Core Tubes









Trigger Arm

**Pilot-Corer
Cable**


Piston Cable



open



closed



Security pin

Attached piston cable



Fixation of
Piston



Piston cable

Details of
Trigger Arm





Connection and insertion of piston




Adjustment of piston tightness




Insertion of core bit with core catcher



Fixing of core bit



Details of the Piston





Silicon spray on upper piston



Silicon spray on lower piston



Sea water into lower piston



Connection upper and lower piston

Preparation of the Piston



Fitting of upper and lower piston



Insertion of splint



Taping of splint



Insertion of steel spheres



Details of the Core Bit & Core Catcher

